

School District Financial Profile

Bethalto CUSD 8
Unit
41-057-0080-26

Located in : Bethalto Madison
Superintendent: Dr. Jill Griffin

Basis of Accounting: Cash
Under Tax Cap: No

Historical Data

Financial Indicators :

Fund Balance to Revenue Ratio :

	2016	2017	2018	2019	2020	Score	
	0.08	0.115	0.216	0.319	0.402	4	
						Weighted Score	1.40

(Includes Educational, Operations & Maintenance, Transportation, Working Cash, and negative IMRF/FICA Funds)

Total Fund Balance divided by
Total Revenue

9,291,110
23,124,299

The Fund Balance to Revenue Ratio reflects the impact of additional revenues to the existing fund balances of the district. Fund Balances, to a district, can be viewed as savings or checking account balances to the average citizen. A ratio of .25 or greater scores 4, between .25 and .10 scores 3, between .10 and zero scores 2 and a negative fund balance to revenue ratio scores 1.

Expenditure to Revenue Ratio :

	2016	2017	2018	2019	2020	Score	
	1.04	1.02	1.005	0.901	0.923	4	
						Weighted Score	1.40

(Includes Educational, Operations & Maintenance, Transportation, and Working Cash Funds)

Total Expenditure divided by
Total Revenues

21,335,971
23,124,299

The Expenditure to Revenue Ratio represents how much the school district is spending for every dollar they are bringing in as revenue. Equal to or less than \$1.00 has a score of 4, between \$1.00 and \$1.10 scores 3, between \$1.10 and \$1.20 scores 2 and spending of greater than \$1.20 scores 1. One-time expenditures made by the district, including construction costs, are included in this ratio. Upon review of the remaining fund balance when deficit spending occurs, the indicator score may be adjusted.

Days Cash on Hand :

	2016	2017	2018	2019	2020	Score	
	23	30	74	124	157	3	
						Weighted Score	0.30

(Includes Educational, Operations & Maintenance, Transportation, and Working Cash Funds)

Cash on Hand divided by
Expenditures per Day

9,311,233
59,267

Days Cash on Hand reflects the number of days a school district would be able to pay their average bills without any additional revenues. 180 days or greater scores 4, between 90 and 180 scores 3, between 30 and 90 scores 2 and less than 30 days of cash on hand scores 1.

% of Short-Term Borrowing Max. Remaining :

	2016	2017	2018	2019	2020	Score	
	100.00	100.00	100.00	100.00	100.00	4	
						Weighted Score	0.40

Tax Anticipation Warrants
Short-Term Debt Max. Available

0
4,782,475

Based on Tax Anticipation Warrants, this represents how much short-term debt the district may incur.

% of Long-Term Debt Margin Remaining :

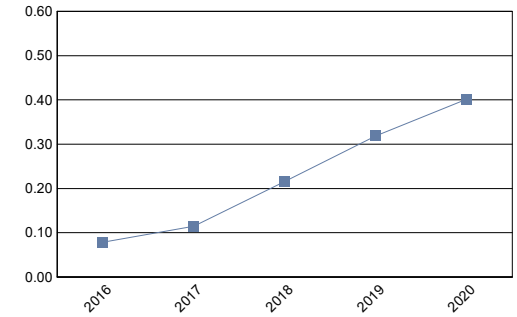
	2016	2017	2018	2019	2020	Score	
	36.90	38.85	37.330	48.94	44.51	2	
						Weighted Score	0.20

Long-Term Debt Amount

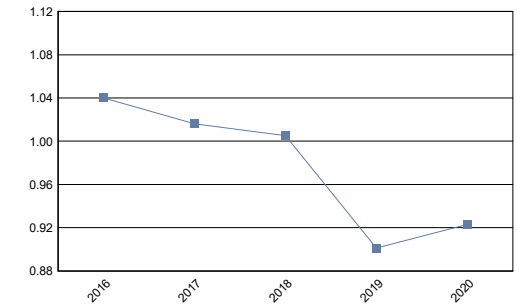
16,962,061

Represents how much long-term debt the district may incur.

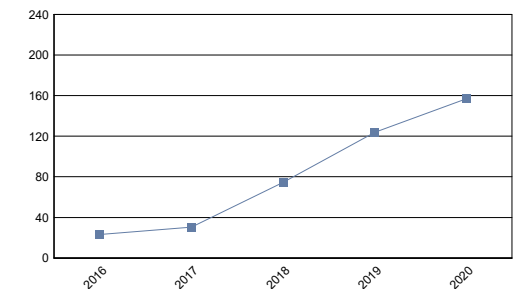
Fund Balance to Revenue Ratio



Expenditure to Revenue Ratio



Days Cash on Hand



FY 19 Profile Score 3.70

FY 20 Profile Score 3.70

Recognition

School District Financial Profile

Bethalto CUSD 8
 Unit
 41-057-0080-26

Located in : Bethalto Madison
 Superintendent: Dr. Jill Griffin

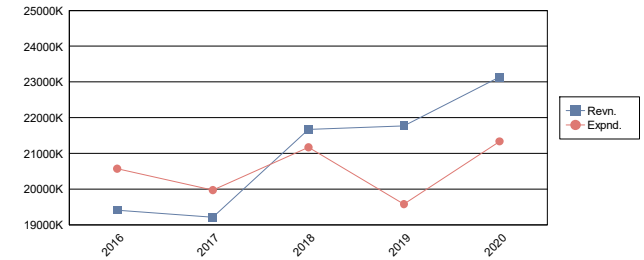
Basis of Accounting: Cash
 Under Tax Cap: No

Historical Data

***Operating Funds Summary :**

	2016	2017	2018	2019	2020
Beginning Fund Balance	2,915,433	1,504,250	1,827,355	5,153,270	6,963,341
+ Revenues	19,413,932	19,215,427	21,671,543	21,773,491	23,135,563
- Expenditures	20,568,947	19,972,615	21,172,627	19,583,530	21,335,971
= Results of Operations	(1,155,015)	(757,188)	498,916	2,189,961	1,799,592
+ Other Receipts and Adjustments	(256,168)	1,080,293	2,826,999	(379,890)	539,441
Ending Fund Balance	1,504,250	1,827,355	5,153,270	6,963,341	9,302,374
Working Cash Ending Fund Balance	1,120,019	1,993,127	1,201,471	1,323,508	1,418,843

Revenues and Expenditures



* The Operating Funds include the Educational, Operations and Maintenance, Transportation and Working Cash Funds. For further analysis of the district's ability to levy and transfer monies into the operations of a district, the Working Cash Fund has been pulled separate below. Districts may transfer money from the working cash fund to any of the operating funds as a loan.